

Map to Fitzwater Law | 6400 SE Lake Road, Suite 440, Portland, OR 97222

From the North (205 Corridor)

- Head **south** on I-205 S
- Take exit **13 OR-224 West Milwaukie**
- At light, turn **left** onto **OR-224 West**
- Take **SE Lake Rd, SE Webster Rd** exit on **right**
- Turn **left** into **2nd parking lot** on **west side** of building at **6400 SE Lake Rd**

From West-Side

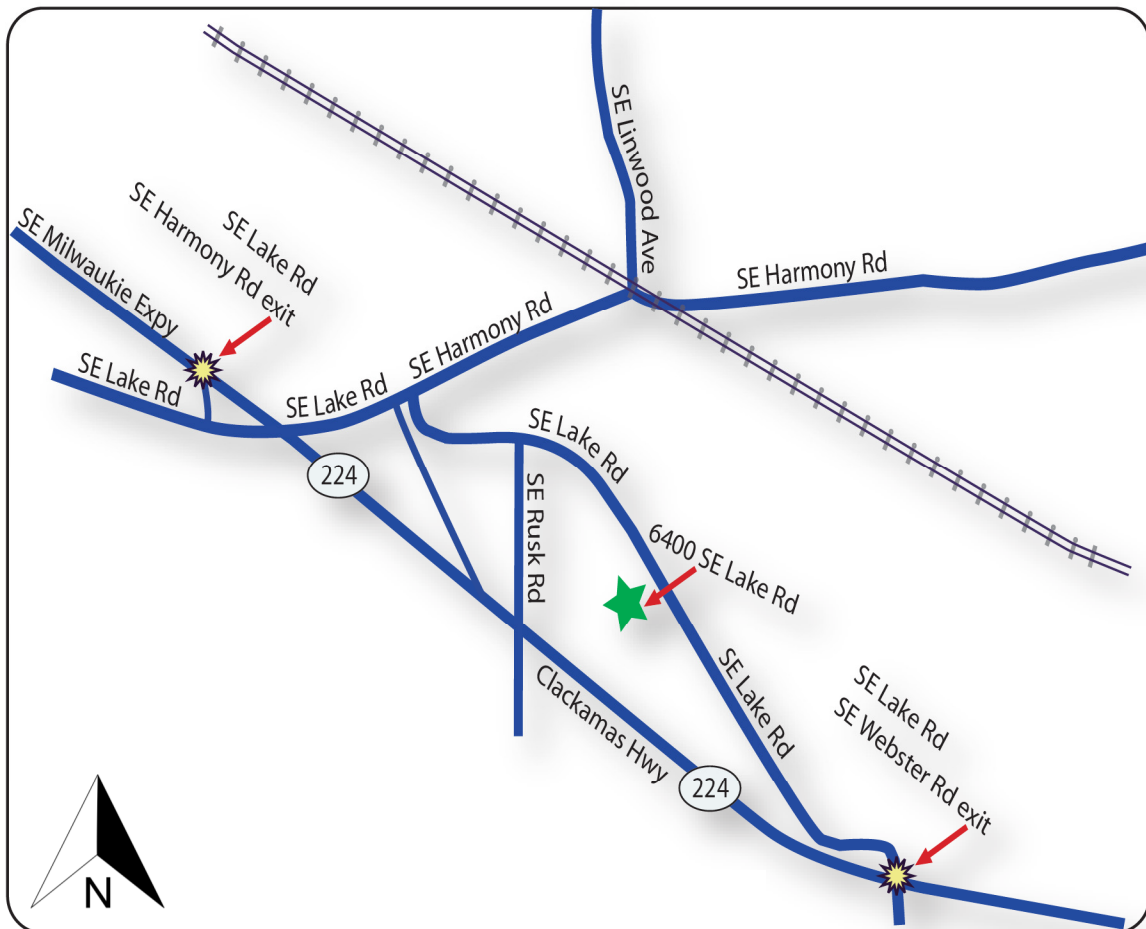
- Take route **26E** to **Ross Island Bridge**
- Take **1st exit** off bridge for **99E** going **south**
- Follow directions from **Downtown** (see below)

From the South (205 Corridor)

- Take I-205 **North** toward **Portland**
- Take exit **13** for **OR-224 West Milwaukie**
- Exit again onto **OR-224 West**
- Merge **right** onto **OR-224 West**
- Take **SE Lake Rd, SE Webster Rd** exit on **right**
- Turn **left** into **2nd parking lot** on **west side** of building at **6400 SE Lake Rd**

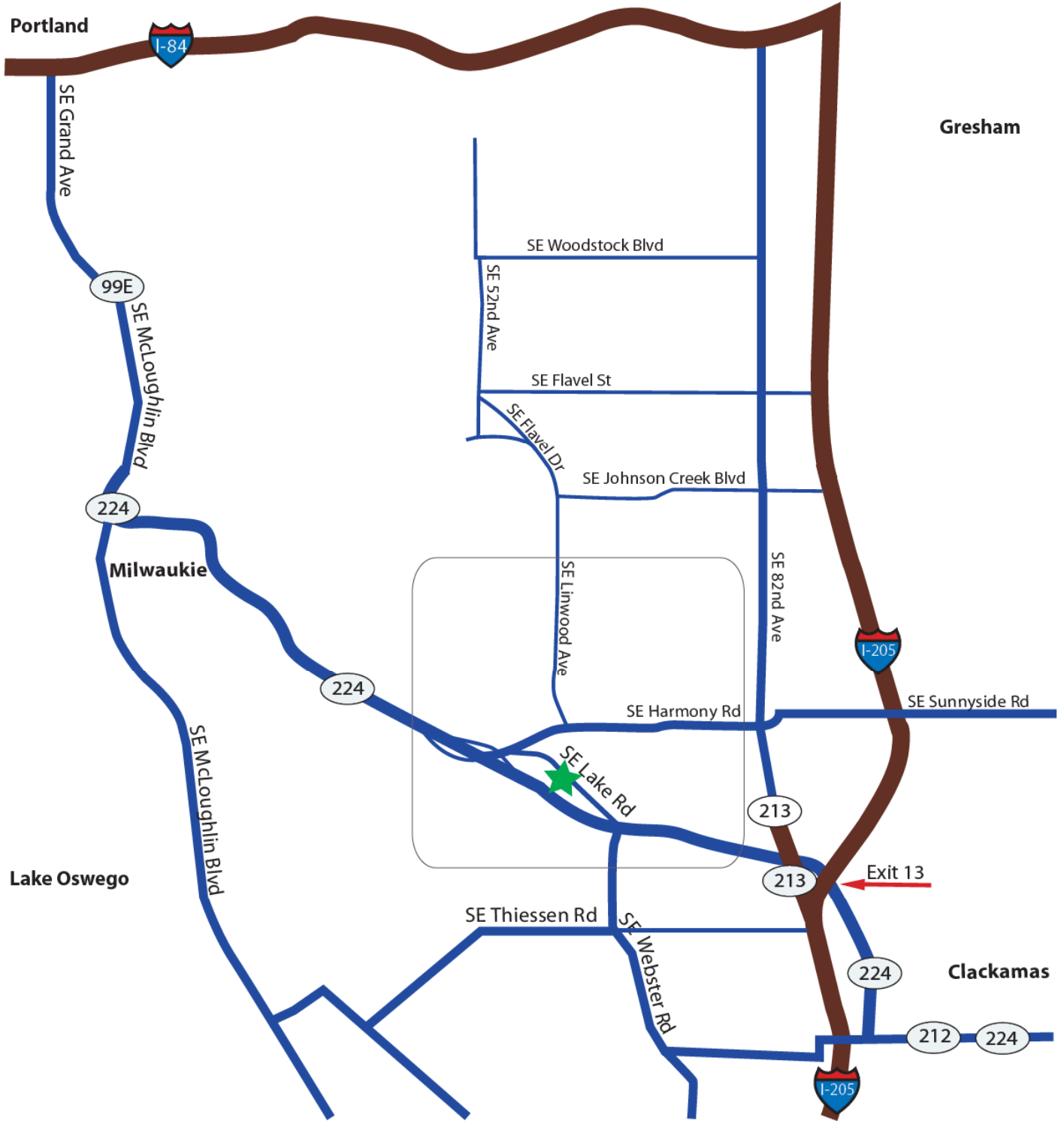
From Downtown Portland


- Head **south** on **SE McLoughlin Blvd (99E)**
- Exit onto **Clackamas Hwy/OR-224** via the ramp to **Clackamas/Estacada**
- Continue on **OR-224 East**
- At light, turn **left** onto **SE Rusk Rd**
- Turn **right** onto **Lake Rd**
- Turn **right** into **parking lot** at **6400 SE Lake Rd**



Park on West side of building for ease of access.

Map to Fitzwater Law | 6400 SE Lake Road, Suite 440, Portland, OR 97222



 Park on West side of building for ease of access.

